



Eurasian
Development Bank

LAUNCH

EDB Non-Sovereign Financing Database

6 December 2024



EDB database: a dynamic tool for the analysis of IFI non-sovereign operations

Accumulated dataset

1712 number of IFIs' operations from 2008 to 2023 (rows)

54 number of features of each project (columns)

11 countries of the Eurasian region

(potentially expandable)

Central Asia



Kazakhstan



Kyrgyzstan



Tajikistan



Uzbekistan



Turkmenistan

South Caucasus



Armenia



Azerbaijan



Georgia



Russia



Belarus



Mongolia

10 IFIs

(under expansion)



IBEC
INTERNATIONAL BANK
FOR ECONOMIC CO-OPERATION




Projects from January 1st, 2008

(new projects added on a quarterly basis)

2008

16 years

2023



Why is IFI non-sovereign financing so important?



- Does not increase sovereign debt burden
- Stimulates private sector

x1.5

gap in the level of industrialization in Central Asia and middle-income countries

70%

welfare gap between Central Asian countries and developed countries



Growing demand for MDBs' projects in the countries of the Eurasian region, especially in Central Asia



Investments in the development of:

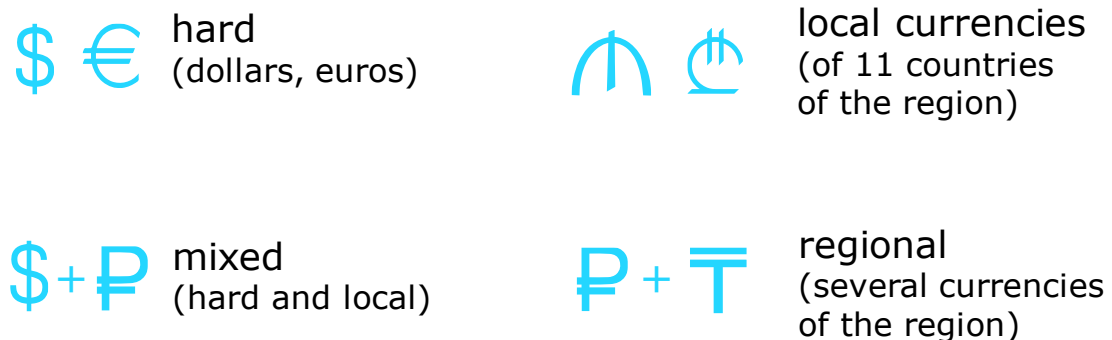
- industrial base
- agriculture
- connectivity
- energy
- human capital

Database methodology: detailed information

Type of financing

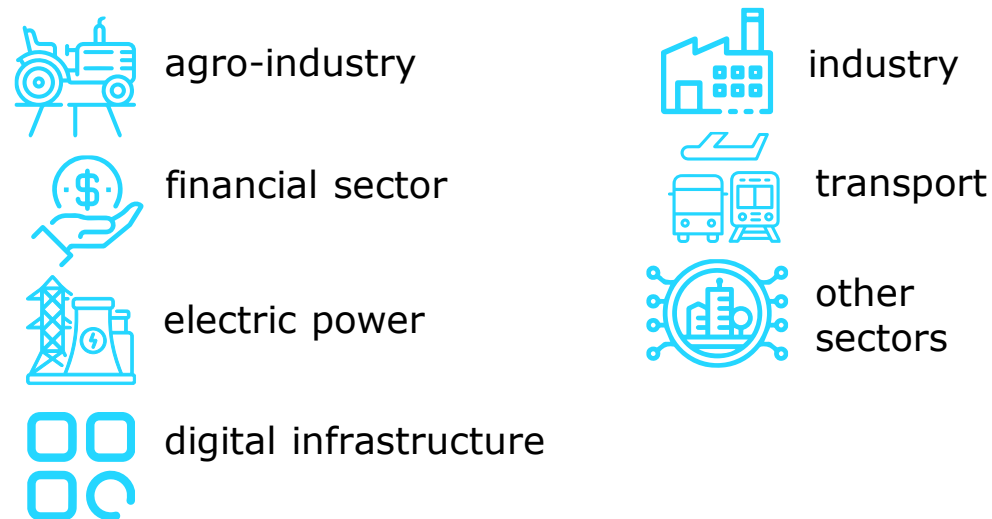


Currency

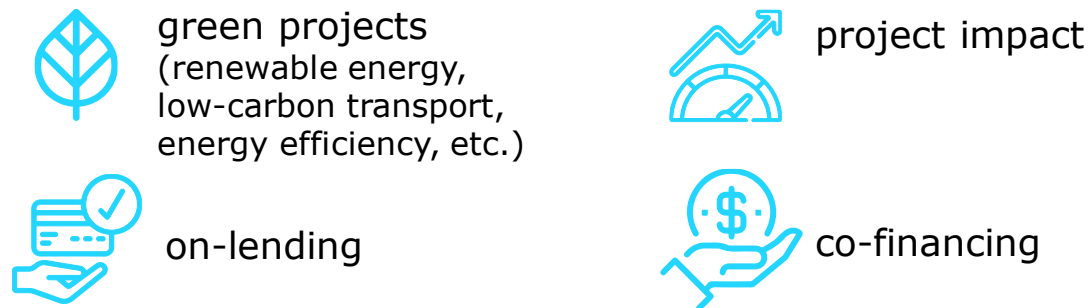


54 columns!

Sectors (+19 subsectors)



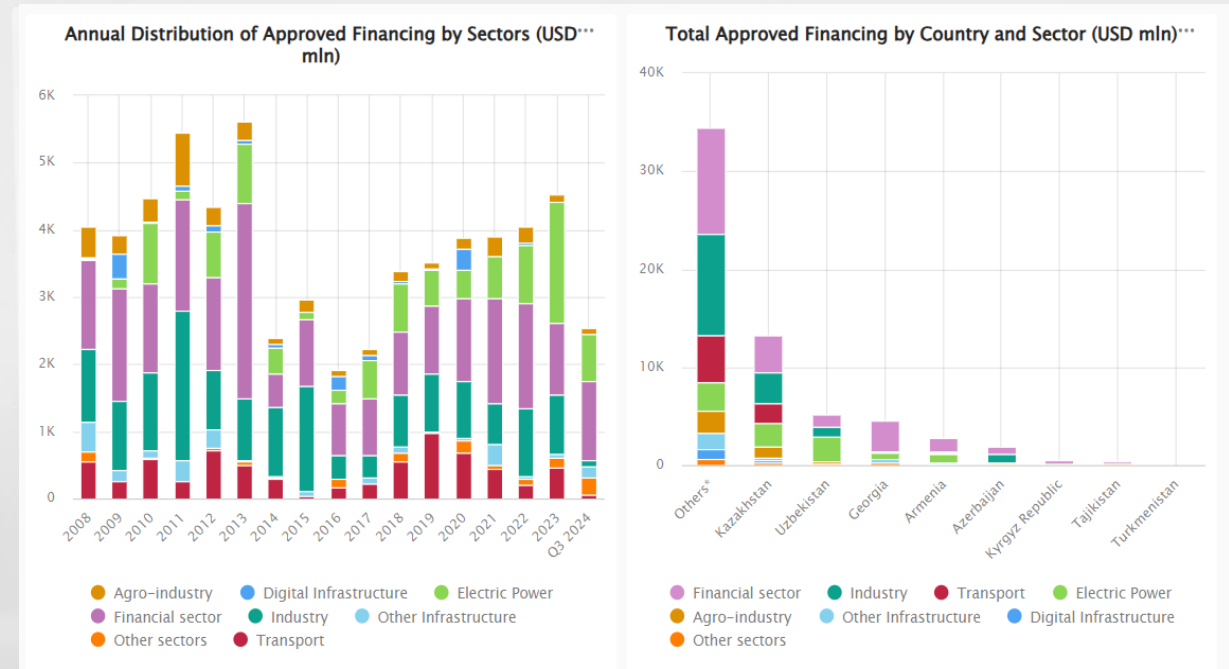
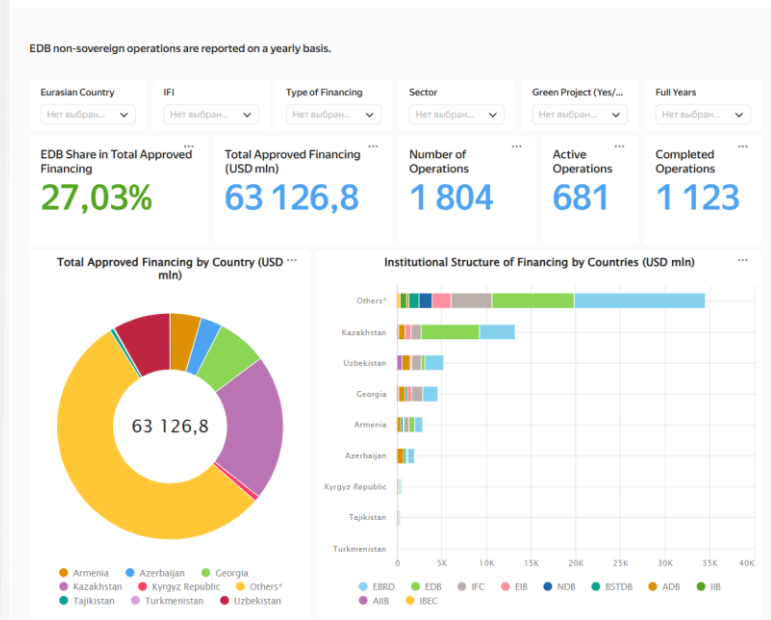
Other characteristics



DASHBOARD: simple and easy to use

Example of visualization on the EDB's website

EDB's Database of Non-Sovereign Financing provided by IFIs



<https://eabr.org/en/analytics/dashboard/>

Real Volumes of Non-Sovereign Financing Decrease

↓ **21%**

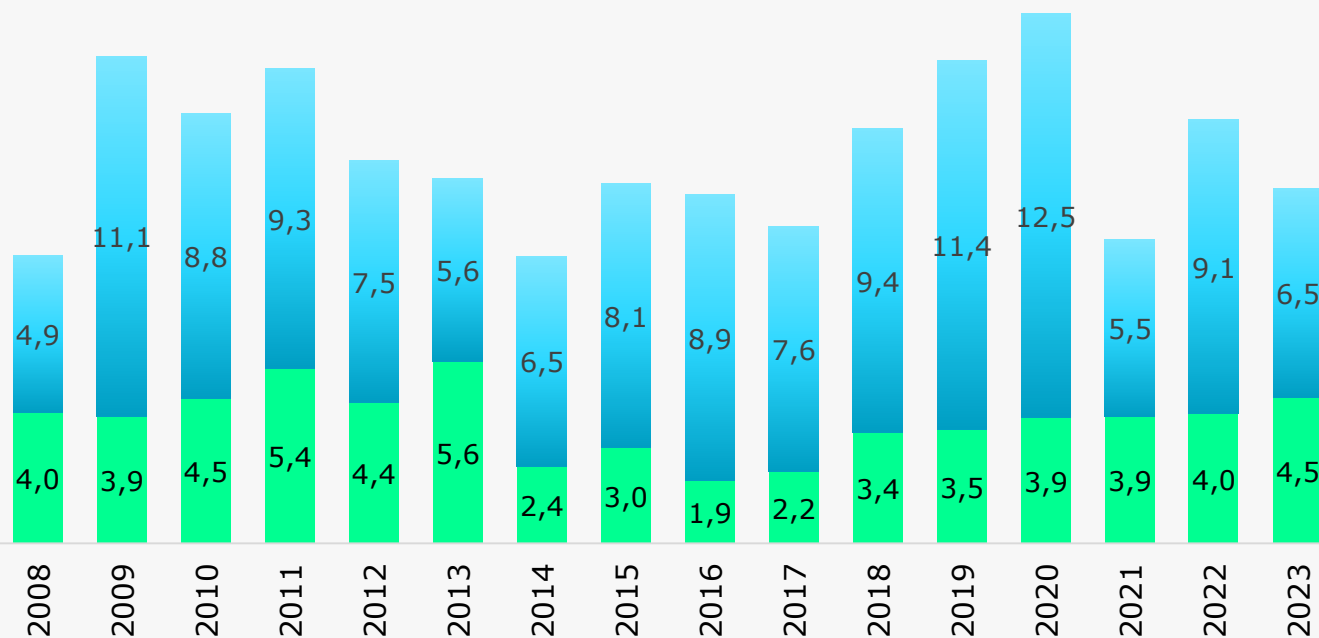
reduction in real value of non-sovereign financing of IFIs in 2023 compared to 2008, with a nominal increase of 12%

0.6% of GDP

share of non-sovereign financing in the GDP of Kazakhstan in 2023

- in Kyrgyzstan – **1% of GDP**,
- in Armenia – **0.5% of GDP**

IFI financing, 11 countries in the database, \$ bln



■ Non-sovereign ■ Sovereign

Source: EDB and EFSD databases.

\$60.6 bln

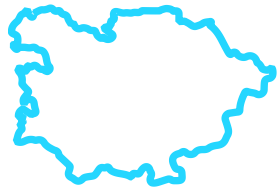
total non-sovereign financing

\$132.5 bln

total sovereign financing

IFIs Have Shifted Their Focus to Central Asia, Energy, and Green Projects

Central Asia



72%

share of Central Asian countries in 2023 (17% in 2008)

Local currencies



All IFIs

38%

share of projects financed with the use of local currencies (30% - all IFIs in 2008)

including EDB

18%

Electric Power



40%

share of the sector in 2023 (1% in 2008)

Green projects



All IFIs

44%

share of green projects in 2023 (4% - all IFIs in 2008)

including EDB

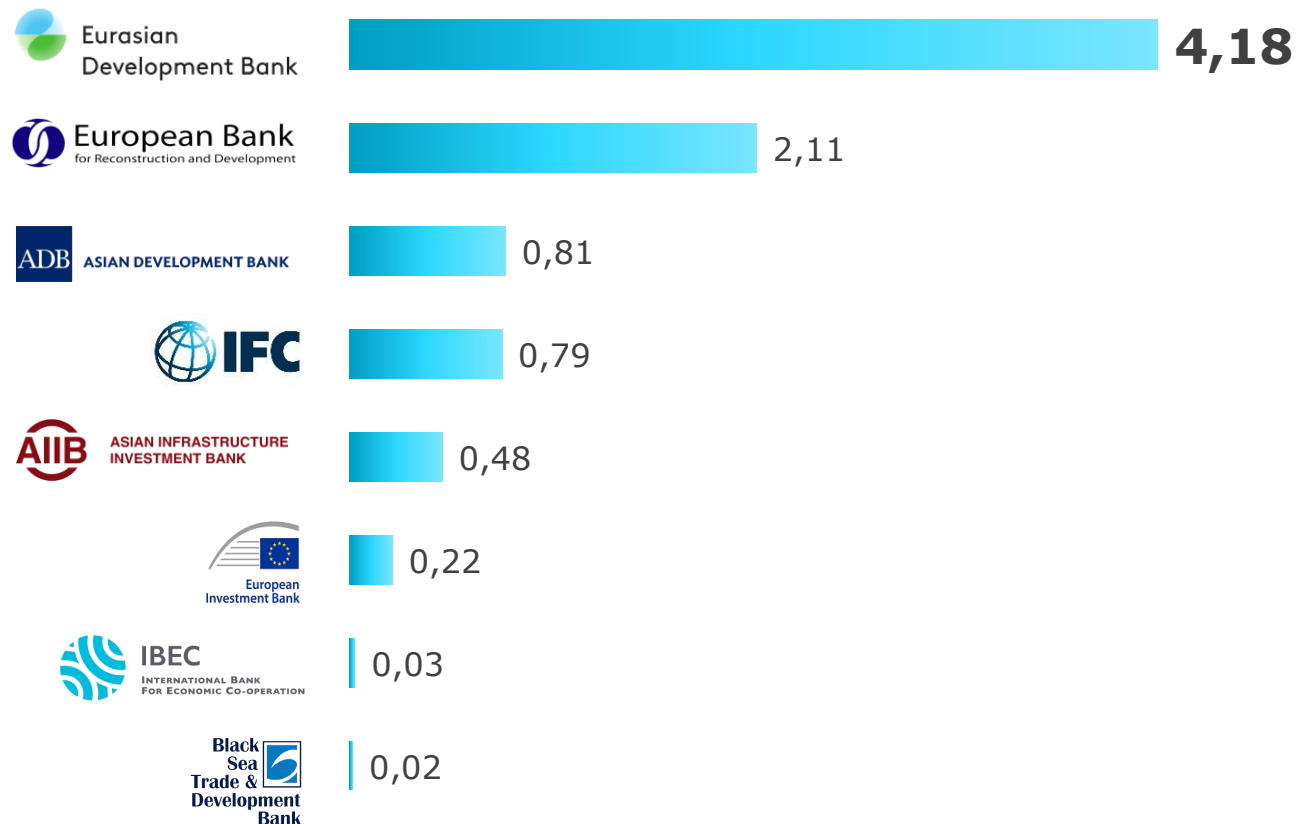
4%

EDB, EBRD, and ADB lead in non-sovereign financing

49%

EDB's share in **non-sovereign financing** of the region's countries among all IFIs in 2022-2023

Volumes of approved non-sovereign financing in 2022-2023, \$ bln



Շնորհակալություն ուշադրության համար.

Дзякуй за ўвагу!

Назар аударғандарыңызға рахмет!

Назар салганыңыздарга рахмат!

Благодарю за внимание!

Раҳмати калон!




Eurasian Development Bank



Headquarters

220 Dostyk Ave.
Almaty, 050051
Kazakhstan
Tel.: +7 (727) 244 40 44
Fax: +7 (727) 244 65 70
Email: info@eabr.org



EDB Analytics

